

HI-WALL SPLIT SYSTEM



relax, it's cool

INVENTOR OF MODERN
AIR CONDITIONING




WHY CHOOSE CARRIER

History and Reputation

On July 17, 1902, Willis Carrier designed the first modern air conditioning system to address a challenge at the Sackett & Wilhelms printing plant in Brooklyn, New York City. This groundbreaking invention marked the beginning of a transformative era, fundamentally improving the way we live, work, and play.

With over a century of experience, Carrier has earned a reputation for being a pioneer in Heating Ventilation and Air Conditioning (HVAC) technology. Consumers can trust the reliability and durability associated with a brand that has consistently set industry standards for quality.



Energy Efficiency

Carrier's focus on energy efficiency is evident through the integration of innovative technologies, design elements, and smart features in its air conditioning systems along with Featuring remarkable Govt. Zoned Energy Star Ratings (ZERL).

As environmental concerns and energy conservation become increasingly significant, Carrier remains dedicated to delivering solutions that prioritize efficiency, sustainability, and overall performance.



*Carrier QAF026N8 Cooling

Superior After Sales Service

At Carrier, we are committed to delivering exceptional after-sales service through our responsive customer support team, providing efficient technical assistance for installations and troubleshooting. We ensure the customer support team is knowledgeable and well-trained, addressing inquiries promptly and effectively.



FEATURE CHECKLIST CARRIER AZURE

Comfort Features	
Turbo	✓
Silence Mode	✓
Follow Me	✓
Auto Restart	✓
Fast Cooling & Heating	✓
Anti-Cold Air Function	✓
Wind Avoid Me	✓
Energy Saving Features	
GA Compressor Frequency Control	✓
Gear operation	✓
1%~100% Grades indoor Fan Speed	✓
9 Grades Outdoor Fan Speed	✓
X-Eco Mode	✓
8° Heating	✓
Sleep Mode	✓
Convenience Features	
Wi-Fi Ready	✓
Multi Controllers	✓
2-way Draining	✓
Louver Position Memory	✓
Manual On & Off Button	✓
Reliability Features	
Refrigerant Leakage Detection	✓
Fire Proofing E Box	✓
Low Ambient Cooling & Heating	✓
Auto Defrosting	✓
Intelligent Dusting Switch	✓
Health Features	
HD Dust Filter	✓
Fresh Filter	○
Active Clean	✓
Ionizer	○
UV-Lamp	✓

○ - Optional

Features

EFFICIENCY MEETS LUXURY

Featuring remarkable Zoned Energy Star Ratings (ZERL), the latest Inverter Hi Wall series, Azure, offers exceptional performance dynamics. Equipped with Wi-Fi ready technology for optimal control flexibility, Active Energy Control, and a self-cleaning feature in the outdoor unit, the Carrier Azure ensures a premium experience within your living spaces and beyond.



*5.5 stars rating on 2.6kW system Cooling

HIGH ACHIEVER

Whether in the bedroom, home office, study, kids room, or guest room, the Azure series 2.6kW model boasts an impressive 5.5 ZERL star rating for cooling. This ensures excellent air conditioning, enabling your family to unwind, stay comfortably cool, and embrace energy efficiency – a true win-win!

CARRIER COMFORT CONNECT

Manage your climate effortlessly from anywhere using the Wi-Fi Ready APP on your smartphone. Easily schedule weekly timers through the smartphone APP. With a simple swipe, you can power the air conditioner on/off, choose the desired mode and temperature even before you get home.



Features

Advanced Air Quality



INTELLIGENT DUSTING SWITCH

Apart from the innovative bionic fan blades, the DC motor is designed to rotate continuously in reverse, effectively eliminating sand and dust, thereby ensuring a clean compressor and facilitating smooth operation.

ACTIVE CLEAN

The Active Clean Technology effectively eliminates dust, mold, and grease that often accumulate on the indoor unit heat exchanger. This process involves automatically generating additional condensate water, freezing it, and subsequently thawing and airing it dry. This robust cleaning cycle takes 20-45 minutes - now that's clean!



Features

BREEZE AWAY

Take control of your comfort and avoid direct breeze exposure by effortlessly adjusting the breeze direction with the remote.



FOLLOW ME

When this function is turned on, the room temperature sensor within the remote controller takes over from the indoor unit's sensor. It adapts the room temperature, following your lead with the remote controller, whether you're taking it easy on the couch or cooking up a treat in the kitchen.

SLEEP MODE

During cooling mode, the set temperature increases by 1°C every hour (up to a maximum of 30°C). After 2 hours, the temperature adjustment stops, and the indoor fan remains fixed at low speed.

In heating mode, the set temperature decreases by 1°C every hour (no less than 17°C). After 2 hours, the temperature adjustment stops, and the indoor fan remains fixed at low speed, with an available anti-cold-air function.



LOW AMBIENT HEATING & COOLING

Wide range of ambient operation for Heating & Cooling. The system will continue to provide cooling even at temperatures of up to 50°C and will continue heating even at temperatures as low as -15°C.

UV LAMP

The UV lamp helps keep your system clean by eradicating bacteria, mold, and mildew so they do not become airborne and circulate throughout your home.



SPECIFICATIONS Azure

	Model Number	Indoor	42QAF020N8	42QAF026N8	42QAF035N8	42QAF050N8	42QAF060N8	42QAF070N8	42QAF080N8	42QAF090N8	
		Outdoor	38QAF020N8	38QAF026N8	38QAF035N8	38QAF050N8	38QAF060N8	38QAF070N8	38QAF080N8	38QAF090N8	
Refrigerant Type		R32									
Power Supply	Volts-Phase-Hz	220-240V, 1Ph, 50Hz									
COOLING	Capacity - Rated	kW	2.05	2.50	3.50	5.00	6.00	7.00	7.65	9.00	
	Capacity - Range (Min / Max)	kW	0.73-3.07	0.9-3.44	0.31-1.14	2.31-6.19	2.31-6.19	2.92-8.23	3.03-8.23	3.23-9.37	
	Power Input - Rated	kW	0.44	0.54	0.85	1.34	1.74	2.01	2.27	2.58	
	Power Input - Range	kW	0.19-0.99	0.15-0.98	0.20-1.12	0.49-1.80	0.49-1.80	0.76-2.86	0.67-2.86	0.84-3.17	
	Seasonal Efficiency (Hot / Average / Cold)	Star Rating	5 / 4.5 / 5	5.5 / 5 / 5	5 / 4.5 / 5	4.5 / 4 / 4.5	4 / 3.5 / 4	4 / 3.5 / 4	3.5 / 3.5 / 3.5	4 / 4 / 4	
	Operating Current	A	2.05	2.42	3.8	5.92	7.73	9.10	10.3	11.6	
HEATING	Capacity - Rated	kW	2.37	2.80	4.00	5.54	6.50	7.50	8.20	9.50	
	Capacity - Range (Min / Max)	kW	0.96-3.16	1.10-3.75	0.36-1.20	2.41-6.40	2.41-6.40	2.39-8.85	2.41-8.85	2.79-9.96	
	Power Input - Rated	kW	0.51	0.57	0.93	1.31	1.70	1.94	2.28	2.46	
	Power Input - Range	kW	0.17-1.06	0.18-1.04	0.22-1.18	0.46-1.92	0.46-1.92	0.47-2.87	0.46-2.87	0.53-3.01	
	Seasonal Efficiency (Hot / Average / Cold)	Star Rating	3.5 / 3 / 2.5	3.5 / 3.5 / 3	3.5 / 3 / 2.5	3 / 2.5 / 2	3 / 2.5 / 1.5	3 / 2.5 / 2	3 / 2.5 / 2	3.5 / 2.5 / 2	
	Operating Current	A	2.30	2.56	4.1	5.79	7.43	8.7	10.20	11.2	
INDOOR UNIT	Dimension (WxDxH)	mm	729x200x292	802x200x295	971x228x321	1082x234x337	1259x283x362				
	Net Weight	kg	7.9	8.6	11.0	13.2	19.0				
	Gross Weight	kg	10.2	11.1	14.6	17.1	24.7				
	Airflow (Hi/Mi/Lo)	l/s	128/94/75	139/100/83	147/106/86	222/166/138	293/190/140	308/211/155			
	Sound Pressure (Hi/Mi/Lo) - 1m	dB(A)	38/33/25	39/32/25	39.5/33/26	45.5/38/30.5	45.5/38/30.5	50/41.5/27	50/41.5/27	52/45.5/34.5	
OUTDOOR UNIT	Dimension (WxDxH)	mm	765x303x555			890x342x673			946x410x810		
	Net Weight	kg	24.7		25.8	38.6		43.8	60.3		
	Gross Weight	kg	27.0		28.0	42.1		47.2	64.6		
	Compressor	Type	Rotary								
	Sound Pressure (H) at 1m distance	dB(A)	55	54	56	58		61		59.5	
	Sound Power (H)	dB(A)	56.0	59.1	62.9	67.4	67.1	69.6	69.1	68.3	
	Cooling Usable Temperature Range	Celsius	-15-50								
	Heating Usable Temperature Range	Celsius	-15-24								
PIPE SIZE	Liquid Line Ø / Gas Line Ø	mm	6.35 / 9.52			6.35 / 12.7		6.35 / 15.9		9.52 / 15.9	
	Coupler Style		Flare Joint								
	Maximum Length	m	25			30		50			
	Pre-Charge Length	m	15								
	Additional Charge Qty	g/m						12			24
	Maximum Height Difference	m	10			20		25			



Demand Response Enabled



Compound Filter



Sleep Mode Do Not Disturb



Quiet



Louver Position Memory



Golden Fin Protective Coating



Filter Cleaning Reminder



2-Way Draining



Auto Restart Function



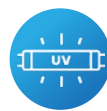
Timer



Wired Control





Wi-Fi Kit Included





UV Lamp In-built

CAPACITY GUIDE & STAR RATING *Azure*



GREAT FOR THE STUDY OR HOME OFFICE | 2.0 KW

Indoor Model	Outdoor Model	Zone	Sizing	Cooling Stars	Heating Stars
 42QAF020N8	 38QAF020N8	HOT	9-12m ²	5.0 ★★★★★	3.5 ★★★★★
		AVG.	9-14m ²	4.5 ★★★★★	3.0 ★★★★★
		COLD	9-16m ²	5.0 ★★★★★	2.5 ★★★★★



KIDS OR GUEST ROOM | 2.5 KW

Indoor Model	Outdoor Model	Zone	Sizing	Cooling Stars	Heating Stars
 42QAF026N8	 38QAF026N8	HOT	9-18m ²	5.5 ★★★★★★	3.5 ★★★★★
		AVG.	9-20m ²	5.0 ★★★★★	3.5 ★★★★★
		COLD	9-23m ²	5.0 ★★★★★	3.0 ★★★★★



MASTER SUITE | 3.5 KW

Indoor Model	Outdoor Model	Zone	Sizing	Cooling Stars	Heating Stars
 42QAF035N8	 38QAF035N8	HOT	17-26m ²	5.0 ★★★★★	3.5 ★★★★★
		AVG.	17-28m ²	4.5 ★★★★★	3.0 ★★★★★
		COLD	17-31m ²	5.0 ★★★★★	2.5 ★★★★★



IDEAL FOR SITTING ROOM OR HOME THEATRE | 5.0 KW

Indoor Model	Outdoor Model	Zone	Sizing	Cooling Stars	Heating Stars
 42QAF050N8	 38QAF050N8	HOT	25-36m ²	4.5 ★★★★★	3.0 ★★★★★
		AVG.	25-40m ²	4.0 ★★★★★	2.5 ★★★★★
		COLD	25-45m ²	4.5 ★★★★★	2.0 ★★★★★



FAMILY RUMPUS ROOM | 6.0 KW

Indoor Model	Outdoor Model	Zone	Sizing	Cooling Stars	Heating Stars
 42QAF060N8	 38QAF060N8	HOT	35-43m ²	4.0 ★★★★★	3.0 ★★★★★
		AVG.	35-48m ²	3.5 ★★★★★	2.5 ★★★★★
		COLD	35-54m ²	4.0 ★★★★★	1.5 ★★★★★



DINNING OR ENTERTAINMENT ROOM | 7.0 KW

Indoor Model	Outdoor Model	Zone	Sizing	Cooling Stars	Heating Stars
 42QAF070N8	 38QAF070N8	HOT	38-49m ²	4.0 ★★★★★	3.0 ★★★★★
		AVG.	38-54m ²	3.5 ★★★★★	2.5 ★★★★★
		COLD	38-62m ²	4.0 ★★★★★	2.0 ★★★★★

MULTI PURPOSE SPACE | 7.65 KW

Indoor Model	Outdoor Model	Zone	Sizing	Cooling Stars	Heating Stars
 42QAF080N8	 38QAF080N8	HOT	40-53m ²	3.5 ★★★★★	3.0 ★★★★★
		AVG.	40-59m ²	3.5 ★★★★★	2.5 ★★★★★
		COLD	40-65m ²	3.5 ★★★★★	2.0 ★★★★★

MULTI PURPOSE SPACE | 9.0 KW

Indoor Model	Outdoor Model	Zone	Sizing	Cooling Stars	Heating Stars
 42QAF090N8	 38QAF090N8	HOT	45-61m ²	4.0 ★★★★★	3.5 ★★★★★
		AVG.	45-67m ²	4.0 ★★★★★	2.5 ★★★★★
		COLD	45-71m ²	4.0 ★★★★★	2.0 ★★★★★

Carrier Inverter Hi Wall Air Conditioners

AHIC is committed to continuously improving its product to ensure the highest quality and reliability standards, and to meet local regulations and market requirements.

Product specifications in this brochure are only indicative and are subject to change. These are not intended to be used in place of the engineering or installation book.

All features and specifications are subject to change without prior notice.

All images provided in this catalogue are used for illustration purposes only.

Cooling and heating capacities mentioned for the products are nominal capacities at standard operation conditions.

7-Year warranty on residential applications only.

Equipment rates in accordance with MEPS 3823.2-2011 E&OE



SALES AND SERVICE: **13 COOL (13 2665)**
AHIC (Australia) Pty Ltd- Level 1, 152 Wellington Road, Clayton, VIC 3168
ABN 37 606 792 456 AU 22499

carrierair.com.au

